



Entire Laminate Colour Range 2014

KÖMMERLING 76

Delivery Class DC1, DC3, and DC4.



KÖMMERLING®

DC1 and DC3 laminate colour range – 2014

Colour name	Embossing	Recommended touch-up applicator	Base element colour laminated both sides	Laminate colour	KÖMMERLING 76 Double seal system	KÖMMERLING 76 Center seal system
Golden Oak (32) sim. to supplier no. 2178 001-167	167	C050 FG07	olive brown		 DC1 DC1	 DC1 DC1
Walnut (52) sim. to supplier no. 2178 007-167	167	C050 FG08	black brown		DC1 DC1	DC1 DC1
Sapeli (24) sim. to supplier no. 2065 021-167	167	C050 FG06	black brown		DC1 DC1	DC1 DC1
Dark oak (15) sim. to supplier no. 2140 005-167	167	C050 FG22	black brown		DC1 DC1	DC1 DC1
Oak rustique (37) sim. to supplier no. 3149 008-167	167	C050 FG017	black brown		DC1 DC1	DC1 DC1
Anthracite grey (16) sim. to supplier no. 7016.05-167 similar to RAL 7016	167	C050 FG23	black brown		DC1 DC3	DC1 DC3
Grey (21) sim. to supplier no. 7155.05-167 similar to RAL 7001	167	C050 FG19	white		DC1 DC3	DC1 DC3
Anthracite grey smooth (AG) sim. to supplier no. 7016.05-083 similar to RAL 7016	083	C050 FG23	black brown		DC1 DC3	DC1 DC3
Slate grey smooth (SG) sim. to supplier no. 7015.05-083 similar to RAL 7015	083	C050 FG25	black brown		DC1 DC3	DC1 DC3
Black brown (80) sim. to supplier no. 8518.05-167 similar to RAL 8022	167	C050 FG28	black brown		DC1 DC3	DC1 DC3

DC3 laminate colour range – 2014

Colour name	Embossing	Recommended touch-up applicator	Base element colour laminated both sides	Laminate colour	KÖMMERLING 76 Double seal system	KÖMMERLING 76 Center seal system
Quartz grey (GD) sim. to supplier no. 7039.05-167 similar to RAL 7039	167	C050 FG02	black brown		  DC3 DC 3	  DC3 DC3
Dark green (58) sim. to supplier no. 6125.05-167 similar to RAL 6009	167	C050 FG02	black brown		DC3 DC3	DC3 DC3
Creame white (CQ) sim. to supplier no. 02.20.11.000001 similar to RAL 9001	167	C050 FG05	white / cream white*		DC3 DC3	DC3 DC3
Mountain pine (38) sim. to supplier no. 3069 041-167	167	C050 FG10	olive brown		DC3 DC3	DC3 DC3
Bog oak (78) sim. to supplier no. 3167 004-167	167	C050 FG03	black brown		DC3 DC3	DC3 DC3
Dark oak FT-F1 (34) sim. to supplier no. 2052 089-167	167	C050 FG04	black brown		DC3 DC3	DC3 DC3
Oregon 4 (39) sim. to supplier no. 1192 001-167	167	C050 FG11	olive brown		DC3 DC3	DC3 DC3
Chocolate brown (27) sim. to supplier no. 8875.05-167	167	C050 FG26	black brown		DC3 DC3	DC3 DC3
Brown maroon (31) sim. to supplier no. 8099.05-167	167	C050 FG06	black brown		DC3 DC3	DC3 DC3
Signal grey smooth (50) sim. to supplier no. 7004.05-083 similar to RAL 7004	083	C050 FG24	white		DC3 DC3	DC3 DC3

*cream white only for double seal system

Printed colours may not agree with the original. Subject to modifications without prior notice.

DC3 laminate colour range – 2014



Colour name	Embossing	Recommended touch-up applicator	Base element colour laminated both sides	Laminate colour	KÖMMERLING 76 Double seal system	KÖMMERLING 76 Center seal system
Macore (42) sim. to supplier no. 3162 002-167	167	C050 FG12	black brown		 DC3 DC 3	 DC3 DC3
Navy blue (88) sim. to supplier no. 5150.05-167 similar to RAL 5011	167	C050 FG34	black brown		 DC3 DC3	 DC3 DC3
Dark oak ST (71) sim. to supplier no. 2140 006-167	167	C050 FG03	black brown		 DC3 DC3	 DC3 DC3
Streaked douglas (76) sim. to supplier no. 3152 009-167	167	C050 FG09	olive brown		 DC3 DC3	 DC3 DC3
Moss green (53) sim. to supplier no. 6005.05-167 similar to RAL 6005	167	C050 FG27	black brown		 DC3 DC3	 DC3 DC3
Wine red (44) sim. to supplier no. 3005.05-167 similar to RAL 3005	167	C050 FG30	black brown		 DC3 DC3	 DC3 DC3
Agate grey smooth (GA) sim. to supplier no. 7038.05-083 similar to RAL 7038	083	C050 FG18	white		 DC3 DC3	 DC3 DC3
Basalt grey (92) sim. to supplier no. 7012.05-167 similar to RAL 7012	167	C050 FG21	white		 DC3 DC3	 DC3 DC3
Concrete grey (GE) sim. to supplier no. 7023.05-167 similar to RAL 7023	167	C050 FG20	black brown		 DC3 DC3	 DC3 DC3
White (WX) sim. to supplier no. 02.20.91.000001 similar to RAL 9010	168	C050 FG16	white		 DC3 DC3	 DC3 DC3

Printed colours may not agree with the original. Subject to modifications without prior notice.

DC3 laminate colour range – 2014

Colour name	Embos- sing	Recommended touch-up applicator	Base element colour laminated both sides	Laminate colour	KÖMMERLING 76 Double seal system	KÖMMERLING 76 Center seal system
Brilliant blue (85) sim. to supplier no. 5007.05-167 similar to RAL 5007	167	C050 FG32	white		 DC3 DC 3	 DC3 DC3
Cobalt blue (87) sim. to supplier no. 5013.05-167 similar to RAL 5013	167	C050 FG33	white		DC3 DC3	DC3 DC3
Irish Oak (IO) sim. to supplier no. 3211 005-148	148	C050 FG58	olive brown		DC3 DC3	DC3 DC3
Dark red (46) sim. to supplier no. 3081.05-167 similar to RAL 3011	167	C050 FG31	black brown		DC3 DC3	DC3 DC3
Metbrush Silver (AR) sim. to supplier no. F436-1002	---	C052 FG45	white		DC3 DC3	DC3 DC3
Metbrush Platinum (MP) sim. to supplier no. F436-1004	---	C052 FG46	white		DC3 DC3	DC3 DC3
Metbrush Quartz grey (MQ) sim. to supplier no. F436-1005	---	C052 FG47	black brown		DC3 DC3	DC3 DC3
Metbrush Anthracite grey (MT) sim. to supplier no. F436-1006	---	C052 FG48	black brown		DC3 DC3	DC3 DC3
Mountain oak (74) sim. to supplier no. 2052 090-167	167	C050 FG01	olive brown		DC3 DC3	DC3 DC3
Black Cherry (90) sim. to supplier no. 3202 001-167	168	C050 FG06	black brown		DC3 DC3	DC3 DC3

DC3 laminate colour range – 2014







Colour name	Embos-sing	Recommended touch-up applicator	Base element colour laminated both sides	Laminate colour	KÖMMERLING 76 Double seal system	KÖMMERLING 76 Center seal system
Agate grey (93) sim. to supplier no. 7038.05-167 similar to RAL 7038	167	C050 FG18	white		    DC3 DC 3	    DC3 DC3
Rustic Cherry (RC) sim. to supplier no. 3214 007-195	195	C050 FG13	olive brown		DC3 DC3	DC3 DC3
Cherry Blossom (CB) sim. to supplier no. 3214 008-195	195	C050 FG14	olive brown		DC3 DC3	DC3 DC3
Siena PR (SC) sim. to supplier no. PR49233	---	C050 FG12	black brown		DC3 DC3	DC3 DC3











































Printed colours may not agree with the original. Subject to modifications without prior notice.

DC1 = ex stock
 DC3 = delivery within 15 working days ex works without additional charge
 DC4 = delivery within 20 working days ex works with 25% additional charge
 DC5 = proEnergyTec profiles, price conditions as colour delivery class, delivery within 30 working days
 DC6 = colours other than the 87 profine colours on request

DC1 Wood grains = laminated single-sided and both sides
 DC1 Plain colours = laminated single-sided, laminated both sides = DC3
 DC3 - DC4 Wood grains and Plain colours = laminated single-sided and both sides
 Base element colour laminated single-sided side – white
 Base element colour laminated both sides – see table


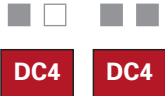



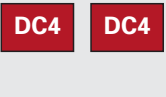








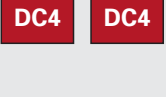


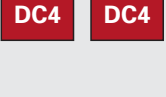












  = single-sided laminate
  = laminate on both sides

DC4 laminate colour range – 2014

Colour name	Embos- sing	Recommended touch-up applicator	Base element colour laminated both sides	Laminate colour	KÖMMERLING 76 Double seal system	KÖMMERLING 76 Center seal system
Walnut curcuma (WN) sim. to supplier no. F4363064	---	C050 FG51	olive brown		  DC4 DC4	  DC4 DC4
Walnut amaretto (WO) sim. to supplier no. F4363058	---	C050 FG43	olive brown		  DC4 DC4	  DC4 DC4
Walnut kolonial (WK) sim. to supplier no. F4363062	---	C050 FG67	olive brown		  DC4 DC4	  DC4 DC4
Walnut terra (WP) sim. to supplier no. F4363059	---	C050 FG42	black brown		  DC4 DC4	  DC4 DC4
Birch rosé (BI) sim. to supplier no. F4363031	---	C050 FG48	olive brown		  DC4 DC4	  DC4 DC4
Noce Sorrento natur (NS) sim. to supplier no. F4363041	---	C050 FG66	olive brown		  DC4 DC4	  DC4 DC4
Noce Sorrento balsamico (BS) sim. to supplier no. F4363042	---	C050 FG49	olive brown		  DC4 DC4	  DC4 DC4
Cherry amaretto (CA) sim. to supplier no. F4363043	---	C050 FG38	olive brown		  DC4 DC4	  DC4 DC4
Teak arte (TA) sim. to supplier no. F4363052	---	C050 FG44	black brown		  DC4 DC4	  DC4 DC4
Teak terra (TB) sim. to supplier no. F4363051	---	C050 FG65	black brown		  DC4 DC4	  DC4 DC4

DC4 laminate colour range – 2014



Colour name	Embos- sing	Recommended touch-up applicator	Base element colour laminated both sides	Laminate colour	KÖMMERLING 76 Double seal system	KÖMMERLING 76 Center seal system
Santana Oak redbrown (OA) sim. to supplier no. F4363083	---	C050 FG68	black brown			
Quartz grey SFTN** (QA) sim. to supplier no. F4367047 similar to RAL 7039	---	C050 FG72	black brown			
Basalt grey SFTN** (BD) sim. to supplier no. F4367048 similar to RAL 7012	---	C050 FG70	white			
Anthracite grey SFTN** (AS) sim. to supplier no. F4367003 similar to RAL 7016	---	C050 FG74	black brown			
Black grey SFTN** (SE) sim. to supplier no. F4367023 similar to RAL 7021	---	C050 FG46	black brown			
Anthracite grey STYLO (AA) sim. to supplier no. F4364003 similar to RAL 7016	---	C050 FG75	black brown			
Silicia SFTN matt** (SS) sim. to supplier no. F4366039 similar to RAL 1013	---	C050 FG45	white			
Ruby red SFTN mat** (RS) sim. to supplier no. F4366013 similar to RAL 3003	---	C050 FG81	black brown			
Fir green SFTN mat** (TG) sim. to supplier no. F4366021 similar to RAL 6009	---	C050 FG79	black brown			
Quartz grey SFTN mat** (QB) sim. to supplier no. F4366047 similar to RAL 7039	---	C050 FG73	black brown			













Printed colours may not agree with the original. Subject to modifications without prior notice.






DC4 laminate colour range – 2014



Colour name	Embos- sing	Recommended touch-up applicator	Base element colour laminated both sides	Laminate colour	KÖMMERLING 76 Double seal system	KÖMMERLING 76 Center seal system
Basalt grey SFTN mat** (BQ) sim. to supplier no. F4366048 similar to RAL 7012	---	C050 FG71	white		 DC4 DC4	 DC4 DC4
Black brown SFTN mat** (SF) sim. to supplier no. F4366010 similar to RAL 8022	---	C050 FG57	black brown		 DC4 DC4	 DC4 DC4
Anthracite grey SFTN mat** (AU) sim. to supplier no. F4366003 similar to RAL 7016	---	C050 FG76	black brown		 DC4 DC4	 DC4 DC4
Black grey SFTN mat** (SM) sim. to supplier no. F4366023 similar to RAL 7021	---	C050 FG53	black brown		 DC4 DC4	 DC4 DC4
Crown Platinum (CP) sim. to supplier no. 9.1293 001	---	C050 FG61	black brown		 DC4 DC4	 DC4 DC4
Quartz Platinum (QP) sim. to supplier no. 9.1293 002	---	C050 FG62	black brown		 DC4 DC4	 DC4 DC4
Silber Platinum (SP) sim. to supplier no. 9.1293 003	---	C050 FG63	white		 DC4 DC4	 DC4 DC4
Royal Platinum (RP) sim. to supplier no. 9.1293 008	---	C050 FG54	black brown		 DC4 DC4	 DC4 DC4
Empress Platinum (EP) sim. to supplier no. 9.1293 009	---	C050 FG50	black brown		 DC4 DC4	 DC4 DC4
Earl Platinum (EA) sim. to supplier no. 9.1293 010	---	C050 FG36	black brown		 DC4 DC4	 DC4 DC4

Printed colours may not agree with the original. Subject to modifications without prior notice.

Colour name	Embos- sing	Recommended touch-up applicator	Base element colour laminated both sides	Laminate colour	KÖMMERLING 76 Double seal system	KÖMMERLING 76 Center seal system
Cardinal Platinum (CD) sim. to supplier no. 9.1293 011	---	C050 FG41	black brown		 DC4 DC4	 DC4 DC4
Light grey (94) sim. to supplier no. 7251 05 similar to RAL 7035	167	C050 FG39	white		DC4 DC4	DC4 DC4
Winchester XA (WI) sim. to supplier no. 9.0049240	---	C050 FG60	olive brown		DC4 DC4	DC4 DC4
Winchester XC (WC) sim. to supplier no. 9.0049252	---	C050 FG56	black brown		DC4 DC4	DC4 DC4
Teresina XC (TE) sim. to supplier no. 9.0033220	---	C050 FG47	black brown		DC4 DC4	DC4 DC4
Siena PL (SJ) sim. to supplier no. 9.0049254	---	C050 FG55	olive brown		DC4 DC4	DC4 DC4
Siena PN (SN) sim. to supplier no. 9.0049237	---	C050 FG40	black brown		DC4 DC4	DC4 DC4
Wisconsin XD (WG) sim. to supplier no. 9.0033223	---	C050 FG37	black brown		DC4 DC4	DC4 DC4
Soft Cherry (CS) sim. to supplier no. 9.3214 009	---	C050 FG52	olive brown		DC4 DC4	DC4 DC4
AnTEAK (AN) sim. to supplier no. 9.3241 002	---	C050 FG64	white		DC4 DC4	DC4 DC4

Colour name	Embos- sing	Recommended touch-up applicator	Base element colour laminated both sides	Laminate colour	KÖMMERLING 76 Double seal system	KÖMMERLING 76 Center seal system
Gale Grey Finesse** (GY) sim. to supplier no. 49122 similar to RAL 7016	---	C050 FG41	black brown		 DC4 DC4	 DC4 DC4
Slate Grey Finesse** (SL) sim. to supplier no. 49229 similar to RAL 7015	---	C050 FG39	black brown		DC4 DC4	DC4 DC4
Hazy Grey Finesse** (HZ) sim. to supplier no. 49124 similar to RAL 7001	---	C050 FG60	white		DC4 DC4	DC4 DC4

Printed colours may not agree with the original. Subject to modifications without prior notice.

DC1 = ex stock

DC3 = delivery within 15 working days ex works without additional charge

DC4 = delivery within 20 working days ex works with 25% additional charge

DC5 = proEnergyTec profiles, price conditions as colour delivery class, delivery within 30 working days

DC6 = colours other than the 87 profine colours on request

** Profiles are delivered with white protection foil without imprint.


DC1 Wood grains = laminated single-sided and both sides


DC1 Plain colours = laminated single-sided, laminated both sides = DC3

DC3 - DC4 Wood grains and Plain colours = laminated single-sided and both sides

Base element colour laminated single-sided side – white

Base element colour laminated both sides – see table

 = single-sided laminate

 = laminate on both sides

profine GmbH
KÖMMERLING KUNSTSTOFFE

P. O. Box · 66929 Pirmasens
Phone +49 (0) 6331 56-0 · Fax +49 (0) 6331 56-2475
E-Mail: info@koemmerling.com
Internet: www.koemmerling.com

